



## Licensure Renewal Walkthrough

- Professional Educator License (PEL)
- Career and Technical Educator (ELS-CTE)
- Chief School Business Official (ELS-CSBO)

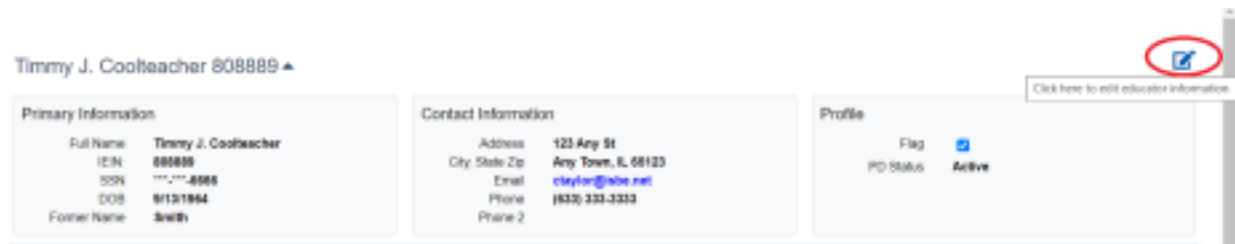
Your Illinois educator license **must be renewed and registered by June 30, 2026**. You may log into your ELIS (Educator Licensure Information System) account to renew your license beginning April 1, 2026.

To renew and register your PEL, ELS-CTE or ELS-CSBO, follow the steps below:

First, login to your [ELIS](#) account at isbe.net.

Next, ensure your PD/Employment status in the **“Profile”** box at the top right corner is accurate. To update your PD/Employment status, click on the pencil at the top of your

profile box  and select **“Update Your PD/Employment Status”**



Timmy J. Coolteacher 808889 ▲

Primary Information		Contact Information		Profile	
Full Name	Timmy J. Coolteacher	Address	123 Any St	Flag	Active
ICN	808889	City, State, Zip	Any Town, IL 68123	PD Status	Active
SSN	***-**-6666	Email	ctaylor@isbe.net		
DOB	8/12/1994	Phone	(833) 333-3333		
Former Name	3rdB	Phone 2			

You can adjust your PD status by clicking the down arrow for each semester that needs to be changed. Select the appropriate status in the drop-down menu for each year/semester. Use the key at the bottom of the page to determine which status is appropriate for your employment.



Edit Educator Employment Profile

Displayed below are the current and future cycles for your license.

License: Professional Educator License (Issued) ▾

School Year	Fall Semester	Spring Semester
2022 - 2023	Active ▾	Active ▾
2023 - 2024	Active ▾	Active
2024 - 2025	Active ▾	Exempt
2025 - 2026	Active ▾	Part Time
2026 - 2027	Active ▾	IL State Teacher or Govt System Retiree
2027 - 2028	Active ▾	Military
2028 - 2029	Active ▾	Active ▾

Click **Finish** when you are done updating your status.

a. Active - Employed in an IL public school for 50 percent or more of full-time equivalency in a school year and must complete professional development activities.

b. Exempt - The following educators are Exempt and do not have to complete professional development.  
Educators NOT Employed in an IL public, charter, or state-operated school  
IL public, charter, or state-operated school educators during leave of absence  
IL public, charter, or state-operated school paraprofessionals  
IL public, charter, or state-operated school day-to-day substitutes

c. Part-Time - Employed in an IL public, charter, or state-operated school for less than 50% percent of full-time equivalency in a school year are "exempt" and do not have to complete professional development activities.

d. Retired - Retired (or retiring at/near the end of the current school year) from the IL Teachers Retirement System, the Chicago Teachers Retirement System, or another IL State Government retirement system. **Does not apply if retired from a federal, out-of-state, or private retirement system.**

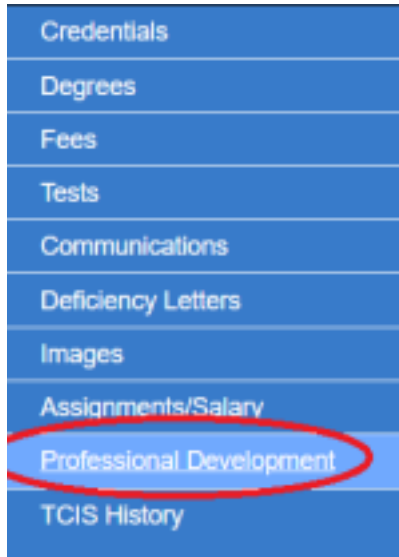
e. Military - Educator is unavailable for employment due to military service, including service in any reserve capacity. License is on hold during period of unavailability due to military service. Copies of military orders required. This exemption does not apply to military spouse.

I certify under penalty of loss of my right to teach or work in the schools of Illinois that the answers to the questions are true and correct in every respect.

Continue - click to save

Cancel - Please cancel the wizard

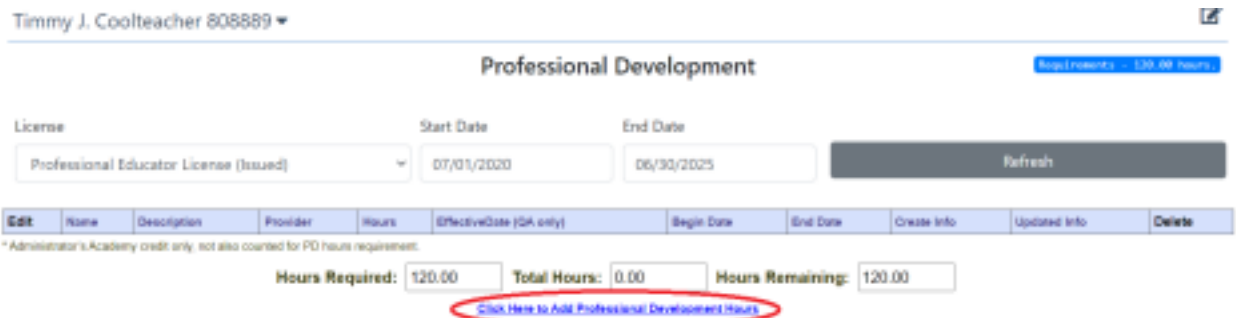
**Finish** ➔



Enter professional development (PD) by selecting “**Professional Development**” from the tabs on the left. Then select the button that says “**Click Here to Add Professional Development Hours**” (see image below)

Record as many activities as needed to meet the amount of professional development hours required in the box at the bottom of the screen.

Record each professional development activity or college course as a separate entry.



After entering your PD, click on the “**Home**” tab at the top left corner of the screen.



**PLEASE NOTE:** You will not be able to renew your license until you record the required amount of professional development (PD) and all required Administrator Academies (if applicable), have been documented.



Click on **“Renewal”** in the Action Center

Illinois State Board of Education  
Educator Licensure Information System  
Welcome, Timmy Coolteacher - ID# 808889 Sign Out

Home My Credentials Help

Home Page

Credentials  
Degrees  
Fees  
Tools  
Communications  
Deficiency Letters  
Images  
Assignments/Salary  
Professional Development  
TOS History

Timmy J. Coolteacher 808889

Action Center

New Documents on File	0
Notifications	0
Deficiencies	0
Registrations	0
Renewals	1
Renewalments	0

Apply for a Credential

Register in an Additional Region

The system will lead you through the renewal process which includes answering legal background questions.

Illinois State Board of Education  
Home My Credentials Help

PEL - Professional Educator License Renewal

Legal Questions Choose Region Submit Payment

Please answer the following required questions of the Criminal History Disclosure Statement.

<input type="radio"/> Yes	<input type="radio"/> No	Has your license or certificate (teaching, administrative, school support, etc.) ever been formally denied, suspended, or revoked in Illinois or any other state?
<input type="radio"/> Yes	<input type="radio"/> No	Have you ever been convicted of a felony in Illinois or any other state, or are you subject to pending criminal charges for a felony in Illinois or any other state? (You are not obligated to disclose sealed and expunged records of a conviction or an arrest, if any, unless you may seek legal counsel or contact ISBE for further information. Failure to accurately disclose this information may result in application denial or licensure sanctions.)
<input type="radio"/> Yes	<input type="radio"/> No	Have you ever been convicted of any sex, narcotic, or drug offense in Illinois or any other state or are you subject to pending criminal charges for any sex, narcotic, or drug offense (whether felony or misdemeanor) in Illinois or any other state? (You are not obligated to disclose sealed and expunged records of a conviction or an arrest, if any, unless you may seek legal counsel or contact ISBE for further information. Failure to accurately disclose this information may result in application denial or licensure sanctions.)
<input type="radio"/> Yes	<input type="radio"/> No	Have you failed to settle an Illinois tax return, (pay the interest, penalty, or tax shown on an Illinois tax return, or (copy) any final assessment of interest, penalty, or tax as required by law and administered by the Illinois Department of Revenue which was not subsequently reversed by the Department's satisfaction?
<input type="radio"/> Yes	<input type="radio"/> No	Have you ever been indicated as a perpetrator of child abuse or neglect by a state agency responsible for child welfare? (Under "You must answer "Yes" in this question even if the report was removed from the State Central register due to expiration of the retention period, but you may answer "No" to this question if the finding was reversed or appeal.)
<input type="radio"/> Yes	<input type="radio"/> No	Are you currently more than 30 days delinquent in complying with a child support order? Yes, I am not more than 30 days delinquent in complying with a child support order. I am under penalty of perjury that this information is true and correct. I understand that failure to respond to this question may result in disciplinary action and contempt of court. No, I am currently more than 30 days delinquent in complying with a child support order.
<input type="radio"/> Yes	<input type="radio"/> No	I certify, under penalty of loss of my right to teach or work in the schools of Illinois, the answers to these questions are true and correct in every respect.

Next



Next, select the appropriate region. **Kane County ROE is ROE-31**

Region

Please select the primary region in which you would like to register your license and click the "Next" button. You will have an opportunity to add additional regions at no charge in the "Credentials" action.

Region	Previous	New Region
01 - Adams/Brown/Cass/Morgan/Pike/Scott	02	If you work in Carter, Hancock, or Piatt County, choose Region 02
02 - Adams/Brown/Cass/Morgan/Pike/Scott	03	If you work in Johnson or Macon County, choose Region 03
03 - Adams/Brown/Cass/Morgan/Pike/Scott	04	Choose Region 03
04 - Adams/Brown/Cass/Morgan/Pike/Scott	05	Choose Region 05
05 - Adams/Brown/Cass/Morgan/Pike/Scott	06	Choose Region 06
06 - Adams/Brown/Cass/Morgan/Pike/Scott	07	Choose Region 07
07 - Adams/Brown/Cass/Morgan/Pike/Scott	08	Choose Region 08
08 - Adams/Brown/Cass/Morgan/Pike/Scott	09	Choose Region 09
09 - Adams/Brown/Cass/Morgan/Pike/Scott	10	Choose Region 10
10 - Adams/Brown/Cass/Morgan/Pike/Scott	11	Choose Region 11
11 - Adams/Brown/Cass/Morgan/Pike/Scott	12	Choose Region 12
12 - Adams/Brown/Cass/Morgan/Pike/Scott	13	Choose Region 13
13 - Adams/Brown/Cass/Morgan/Pike/Scott	14	Choose Region 14
14 - Adams/Brown/Cass/Morgan/Pike/Scott	15	Choose Region 15
15 - Adams/Brown/Cass/Morgan/Pike/Scott	16	Choose Region 16
16 - Adams/Brown/Cass/Morgan/Pike/Scott	17	Choose Region 17
17 - Adams/Brown/Cass/Morgan/Pike/Scott	18	Choose Region 18
18 - Adams/Brown/Cass/Morgan/Pike/Scott	19	Choose Region 19
19 - Adams/Brown/Cass/Morgan/Pike/Scott	20	Choose Region 20
20 - Adams/Brown/Cass/Morgan/Pike/Scott	21	Choose Region 21
21 - Adams/Brown/Cass/Morgan/Pike/Scott	22	Choose Region 22
22 - Adams/Brown/Cass/Morgan/Pike/Scott	23	Choose Region 23
23 - Adams/Brown/Cass/Morgan/Pike/Scott	24	Choose Region 24
24 - Adams/Brown/Cass/Morgan/Pike/Scott	25	Choose Region 25
25 - Adams/Brown/Cass/Morgan/Pike/Scott	26	Choose Region 26
26 - Adams/Brown/Cass/Morgan/Pike/Scott	27	Choose Region 27
27 - Adams/Brown/Cass/Morgan/Pike/Scott	28	Choose Region 28
28 - Adams/Brown/Cass/Morgan/Pike/Scott	29	Choose Region 29
29 - Adams/Brown/Cass/Morgan/Pike/Scott	30	Choose Region 30
30 - Adams/Brown/Cass/Morgan/Pike/Scott	31	Choose Region 31
31 - Adams/Brown/Cass/Morgan/Pike/Scott	32	Choose Region 32
32 - Adams/Brown/Cass/Morgan/Pike/Scott	33	Choose Region 33
33 - Adams/Brown/Cass/Morgan/Pike/Scott	34	Choose Region 34
34 - Adams/Brown/Cass/Morgan/Pike/Scott	35	Choose Region 35
35 - Adams/Brown/Cass/Morgan/Pike/Scott	36	Choose Region 36
36 - Adams/Brown/Cass/Morgan/Pike/Scott	37	Choose Region 37
37 - Adams/Brown/Cass/Morgan/Pike/Scott	38	Choose Region 38
38 - Adams/Brown/Cass/Morgan/Pike/Scott	39	Choose Region 39
39 - Adams/Brown/Cass/Morgan/Pike/Scott	40	Choose Region 40
40 - Adams/Brown/Cass/Morgan/Pike/Scott	41	Choose Region 41
41 - Adams/Brown/Cass/Morgan/Pike/Scott	42	Choose Region 42
42 - Adams/Brown/Cass/Morgan/Pike/Scott	43	Choose Region 43
43 - Adams/Brown/Cass/Morgan/Pike/Scott	44	Choose Region 44
44 - Adams/Brown/Cass/Morgan/Pike/Scott	45	Choose Region 45
45 - Adams/Brown/Cass/Morgan/Pike/Scott	46	Choose Region 46
46 - Adams/Brown/Cass/Morgan/Pike/Scott	47	Choose Region 47

Next

After clicking “**Next**”, you will be prompted to enter your card information to pay the applicable registration and handling fee. **Registration** fees are \$10 per year (\$50 per five-year cycle).

Answer the next set of questions required for the **Professional Development Disclosure Statement**.

Once finished, please click “**Submit Payment**” at the bottom of the screen.

License Region 01 - Adams/Brown/Cass/Morgan/Pike/Scott  
Amount \$50.00

Please answer the following required questions of the Professional Development Disclosure Statement.

Yes  No  I have met the professional development requirements for the current five-year renewal cycle. I have maintained the required evidence of completion and agree to submit upon request.  
*(Retired and exempt educators, answer YES. You will NOT be asked to submit documentation to ISBE.)*

Yes  No  I confirm that I am the individual who holds the credential(s) being renewed and that I answered all question honestly.

Submit Payment



REGIONAL OFFICE OF EDUCATION  
KANE COUNTY

John K. Jonak, Regional Superintendent

---

**Congratulations!** You have successfully completed your renewal! Please click on the “**Home**” button to take you back to your ELIS Home Page where you will be able to view and print your credentials.



If you encounter a problem or have additional questions about your renewal or registration, please contact our Licensure Specialists at [licensure@kaneroe.org](mailto:licensure@kaneroe.org) or by calling **630-232-5955**.