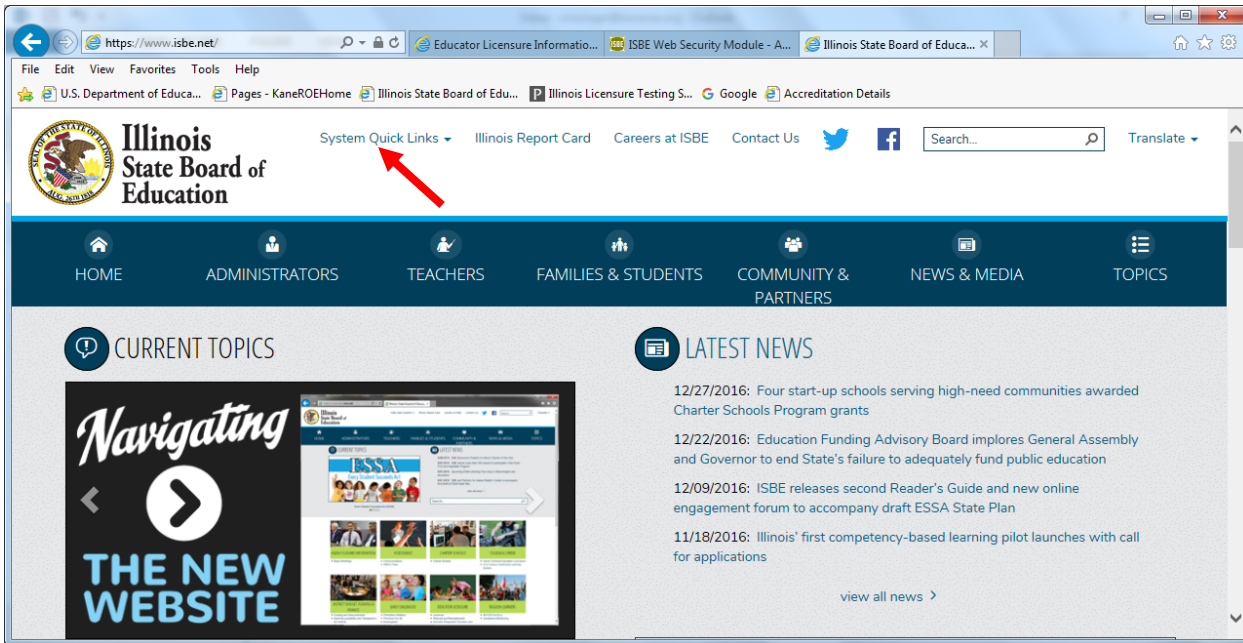


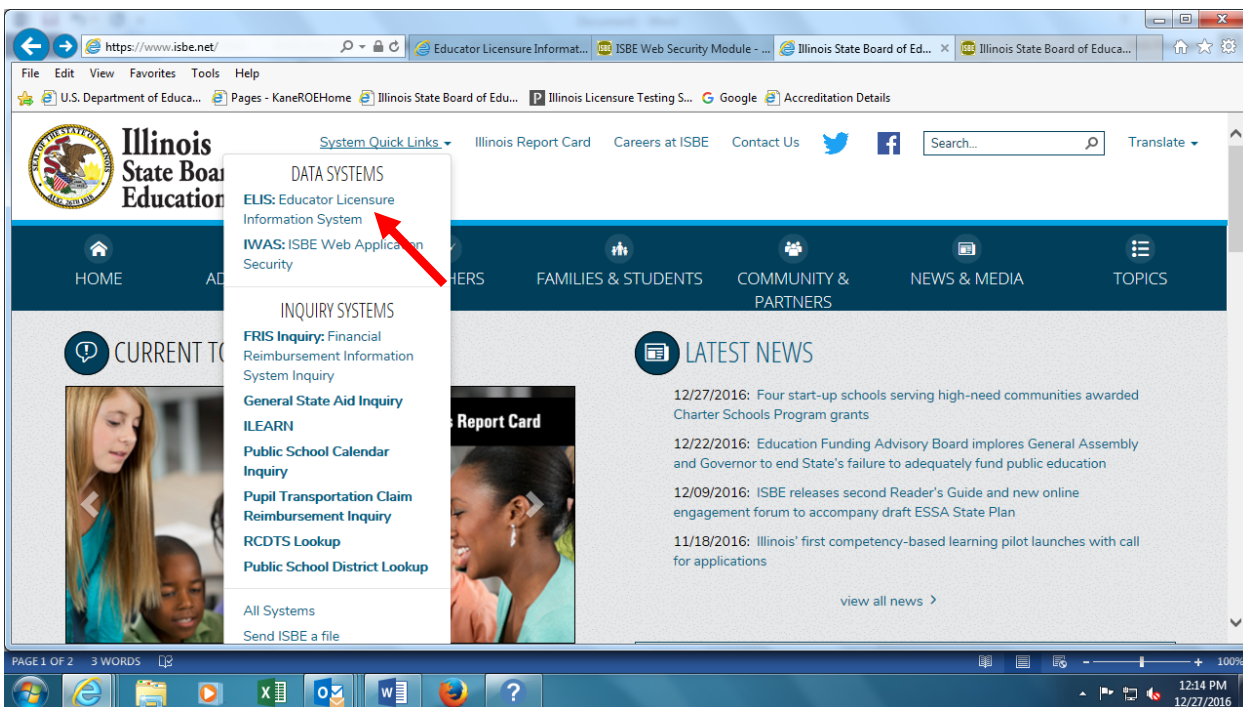
HOW TO CREATE AN ACCOUNT IN ELIS (EDUCATOR LICENSURE INFORMATION SYSTEM)

Go to www.isbe.net

Click on System Quick Links



Click on ELIS: Educator Licensure Information System



Click on Login to your ELIS account

EDUCATOR LICENSURE
EDUCATOR LICENSURE INFORMATION SYSTEM (ELIS)

The ELIS web site is best viewed with the latest version of Internet Explorer (IE).

EDUCATOR ACCESS	PUBLIC SEARCH	ADMINISTRATOR ACCESS
<p>Login to your ELIS account.</p> <p>Notice: ACT Plus Writing or SAT score reports listed under a maiden name or previous name may not be credited to your account. Please complete ISBE form 73-71 to add a maiden name or previous name if applicable.</p>	<p>Perform a search of public license information for educators in Illinois by using the City, District, School, or Educator Name.</p>	<p>Perform a credential search of educators in Illinois. For use by institutions of higher education, school districts, or prospective employers to verify credentials of a potential educator candidate or employee. Illinois Educator Identification Number (IEIN) required.</p>

(Effective July 1, 2013: deficiency letters and licenses will no longer be printed and mailed. You will be notified of any update to your file electronically to your current email address. Please review and update your current email address by accessing your ELIS Account.)

Click on CLICK HERE FOR FIRST TIME ACCESS TO THE ELIS SYSTEM

Illinois State Board of Education
James T. Meeks, Chairman Tony Smith, Ph.D., State Superintendent

I W A S – ELIS for EDUCATORS

ELIS Log In Page

Already have an account? **Login Here:**

Login Name
Password
☐ Remember Login Name
LOG IN

Forgot Your Password?

If you have forgotten your login name or password, click on the link below.
[Find Login/Password](#)

CLICK HERE FOR FIRST TIME ACCESS TO THE ELIS SYSTEM

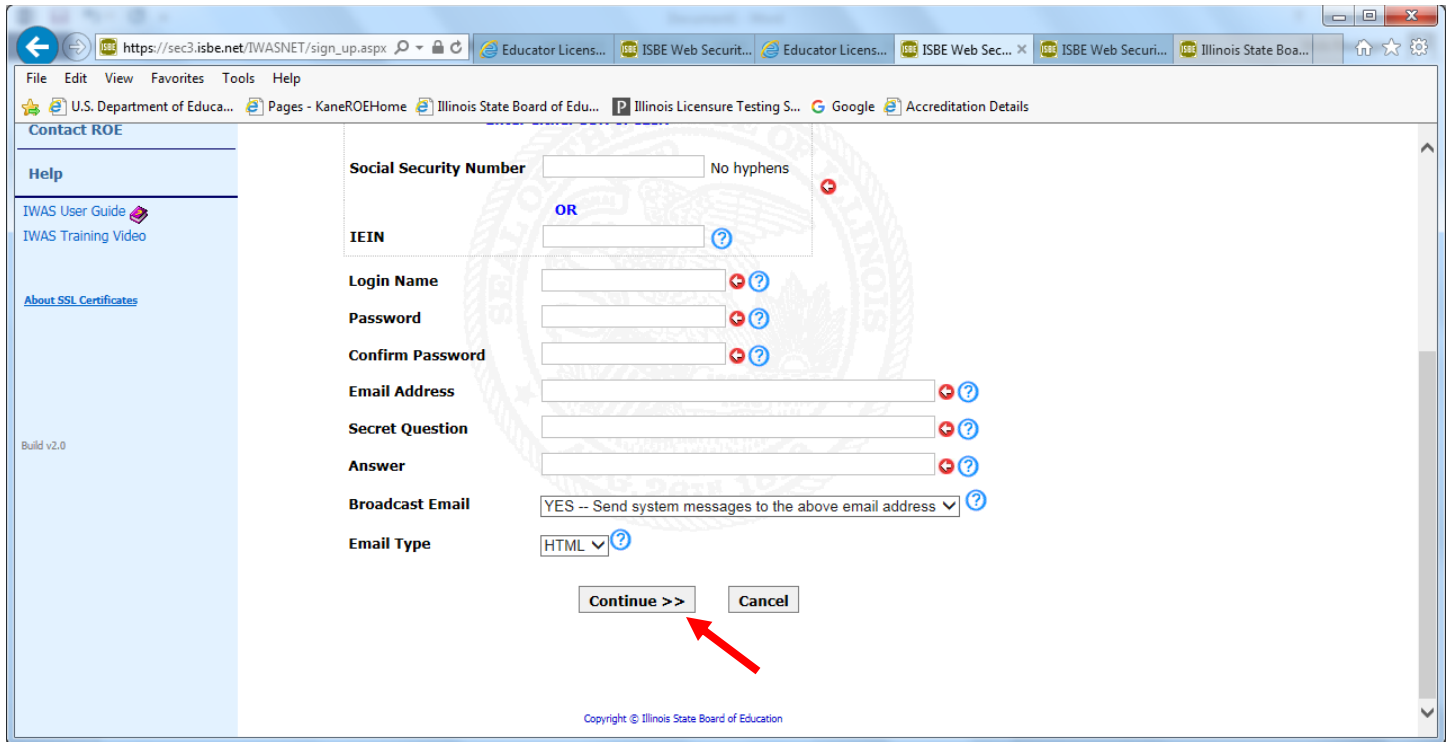
ELIS (Educator Licensure Information System) is now replacing ECS (Educator Certification System).

You will be directed to create an IWAS for Educators account to instantly access ELIS and view your credentials. After successfully creating your account, you will be able to log in on the left side of this page anytime to access your information.

Need Help?

If you need help with logging in, the sign up procedure or your password, please click on the link below.
[Help](#)

Fill out all required information. You choose your own Login Name and Password. Each category must be 6 characters or more. Your Password must have at least one number and one letter. When completed click on Continue.



The screenshot shows a web browser window with the URL https://sec3.isbe.net/IWASNET/sign_up.aspx. The page is titled "Contact ROE" and features a sidebar with links: "Help", "IWAS User Guide", "IWAS Training Video", and "About SSL Certificates". The main content area contains a registration form with the following fields and options:

- Social Security Number**: Text input field with a "No hyphens" instruction and a red asterisk.
- OR**: Text input field with a blue question mark icon.
- IEIN**: Text input field with a blue question mark icon.
- Login Name**: Text input field with a red asterisk and a blue question mark icon.
- Password**: Text input field with a red asterisk and a blue question mark icon.
- Confirm Password**: Text input field with a red asterisk and a blue question mark icon.
- Email Address**: Text input field with a red asterisk and a blue question mark icon.
- Secret Question**: Text input field with a red asterisk and a blue question mark icon.
- Answer**: Text input field with a red asterisk and a blue question mark icon.
- Broadcast Email**: A dropdown menu with the selected option "YES -- Send system messages to the above email address" and a blue question mark icon.
- Email Type**: A dropdown menu with the selected option "HTML" and a blue question mark icon.

At the bottom of the form are two buttons: "Continue >>" and "Cancel". A red arrow points to the "Continue >>" button. The footer of the page reads "Copyright © Illinois State Board of Education".

On the next screen you will verify your information and click on Submit. On the next screen click on Continue and you will then be on your ELIS home page.

Please be sure to keep a record of your Login Name and Password as all your records are kept in ELIS and you apply, register and pay through this system.