



# Inspire




REGIONAL OFFICE OF EDUCATION  
KANE COUNTY



**AESA**  
ASSOCIATION OF  
EDUCATIONAL SERVICE AGENCIES



Share where you  
are from using  
this QR code.



# Inspire

A large, stylized white lightbulb graphic with rays emanating from it, positioned at the end of the word 'Inspire'.

REGIONAL OFFICE OF EDUCATION  
KANE COUNTY



**AESA**  
ASSOCIATION OF  
EDUCATIONAL SERVICE AGENCIES



# Pat Dal Santo

## Regional Superintendent



REGIONAL OFFICE OF EDUCATION  
KANE COUNTY



@Santo\_Dal





# REGIONAL OFFICE OF EDUCATION

## KANE COUNTY



REGIONAL OFFICE OF EDUCATION  
KANE COUNTY



# Dr. Deanna Oliver

Assistant Regional  
Superintendent



REGIONAL OFFICE OF EDUCATION  
KANE COUNTY



@DeannaDoliver



# Phil Morris

Director of  
Operations and  
Technology



REGIONAL OFFICE OF EDUCATION  
KANE COUNTY



@Morris\_Phil





# Katie Algrim

Director of  
Innovative  
Professional  
Learning



REGIONAL OFFICE OF EDUCATION  
KANE COUNTY



@Katie092513



# Raven Szalkowski

Coordinator of  
Professional  
Learning



REGIONAL OFFICE OF EDUCATION  
KANE COUNTY



@rszalkowski2



Participants will be able to:

- Gain a better understanding of how a subscription box can be a viable professional learning opportunity for educators
- Learn how to create a PL subscription box
- Develop marketing strategies associated with the subscription box
- Understand the integration of technology with the subscription box concept



# let's Explore further!

Find additional resources to INSPIRE  
learning related to this month's box!

## Podcast

Listen to a podcast inspired from the  
book "The Magic of Volcano"  
from Out of the Box by



## Strategy

What if we had technology we can  
implement to build  
relationships? The  
importance of building  
relationships in the classroom  
is a key to success.



## Articles

What article provides more  
information on this topic? Read  
"Why Teacher-Student  
Relationships Matter"



## Social Media

Who should all follow on Twitter?

@engmtw  
@CultofPedagogy  
@AVCT

## Tools

**Classflow** - make lessons more  
engaging and interactive with online  
student activities and badges.

**Flipgrid** - record instruction and  
all about the video.

**Edutab** - have students respond to  
questions and keep track of  
classroom work.

## What do you think?

Which additional resource  
did you find the most  
meaningful? Let us know  
in our digital classroom!



Thank you to all who  
participated in the  
Podcast Box Series



REGIONAL OFFICE OF EDUCATION  
KANE COUNTY

**Select**  
**four Activities**  
**8**  
in  
**Canvas LMS**  
to Earn



REGIONAL OFFICE OF EDUCATION  
KANE COUNTY

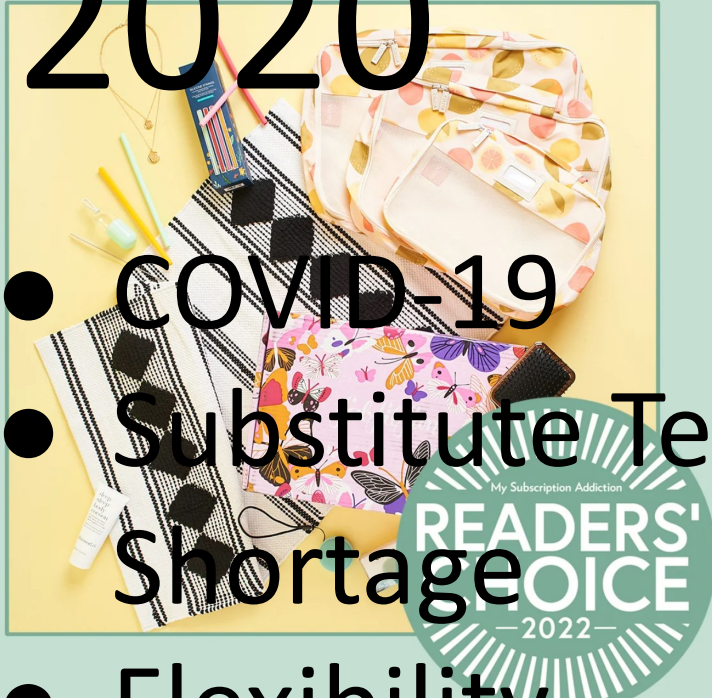




# Why did we create INSPIRE?

2020

- COVID-19
- Substitute Teacher Shortage
- Flexibility FabFitFun



We were  
INSPIRED!



Stitch Fix



# THE INSPIRE LOOKS



REGIONAL OFFICE OF EDUCATION  
KANE COUNTY



## Each box contains:

- 8 activities related to the theme of the month, including a social media piece, and Explore Further.
- Fun gifts



### Box Overview

We all want our students to be college and career ready. The seeds can be planted early and can be nurtured throughout the grade levels. A crucial component of being college and career ready is the employability skills framework. Included in the framework are three subsections. This topic will be split into three parts over January, March, and May. Part three is the focus of workplace skills. These consist of *resource management, information use, communication skills, and technology use.*

### Research Strategies

To be college and career ready, students should be able to independently execute research strategies that are age appropriate. Having a formula that students should follow is beneficial to help them to critically look at the information and know what to do with it in their assignments. This helps students to understand *information use.*

### Stir the Class

Students that are college and career ready can work with people and share information. This strategy requires that members take ownership of the ideas discussed within a group so that if called, they can synthesize them for their next collaborative group. This strategy helps students to develop *information use and communication skills.*

### Digital Storytelling

Giving students a platform to create content digitally creates a stronger emotional connection with the audience. Digital storytelling is the art of bringing together audio, images, and text to share information on a specific topic. Combining images and written text also enhances student comprehension of the content for both the narrator and the audience. This helps students to understand *technology use.*

### Six Keys to Active Listening

Active listening is a crucial skill that students need to be college and career ready. Active listening establishes trust, shows empathy, and creates psychological safety. This helps students to understand *communication skills.*

### SOAR

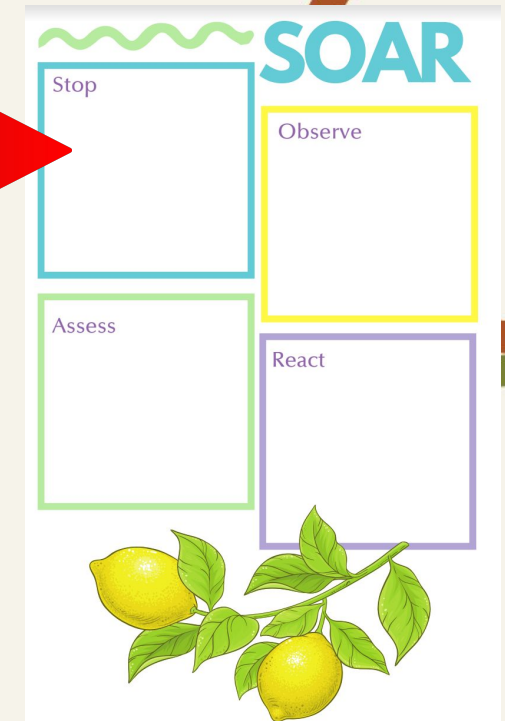
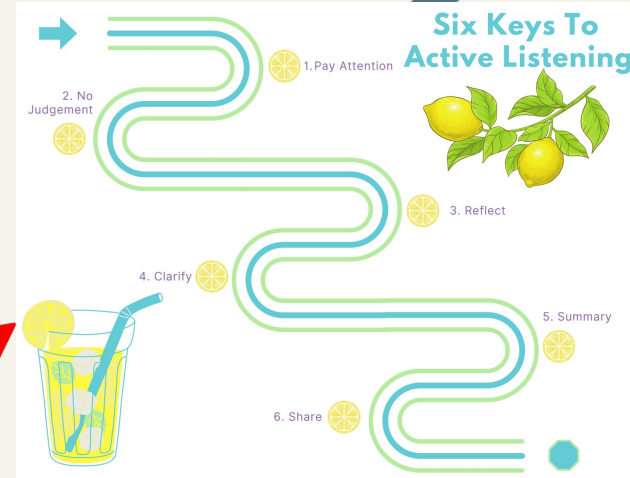
Conflict is a natural part of life and students need to understand conflict resolution strategies to be college and career ready. The SOAR strategy helps students to sharpen their *communication skills.*

### Time Management Tips

Many kids are overwhelmed by the prospect of fitting everything they have and want to do into the hours of the day. To be college and career ready, students need to learn strategies to independently plan and prioritize their time. This helps students to practice *resource management.*

### Let's Explore Further

This provides even more resources for you to explore related to building and maintaining relationships with students. It contains a podcast you can listen to in the car, additional strategies to try, who to follow on social media, and some tech tools to implement!



## Stir the Class

1. Students stand in groups of four, each student is given a number (1,2,3,4). Groups stand in a circle around the classroom. Be sure to have some space between groups.
2. In each group, the students stand side-by-side in a line, facing the teacher in the middle of the circle.
3. The teacher asks a question or presents a problem. For example, "What are some possible themes for our class party? Be prepared to explain why."
4. Students turn to face each other like a football huddle. "Unhuddle and form a line when you are ready to share."
5. When groups are all ready, call a number (1,2,3,4) and "left or right" and ask the students with that number to take a step forward. Then have those students rotate to a new group. "All threes take a step forward, turn right, and rotate three groups ahead to join a new group."
6. Have new group members huddle again with their new group and share their ideas.
7. Then, students will unhuddle and wait for a new question to discuss.



REGIONAL OFFICE OF EDUCATION  
KANE COUNTY



REGIONAL OFFICE OF EDUCATION  
KANE COUNTY

Made Possible by the Kane County Regional Office of Education and Patricia Dal Santo  
[www.KaneROE.org](http://www.KaneROE.org)



# Explore Further contains:

- Digital Resources
  - Podcasts
  - Articles
  - Videos
  - Branching Out Videos
- QR Code to Canvas
- List of Fun Gifts



REGIONAL OFFICE OF EDUCATION  
KANE COUNTY



## Gifts for You

Social Skills for Kids book | Citronella Candle | Hand Soap  
Kitchen Utensil | Kitchen Towel | Grocery Tote | ROE Item



### Podcast

Listen to the podcast episode  
"The Top Ten Employability  
Skills for Young People" from the  
Unstoppable Teen Podcast with



### Article

Read the article "8  
Employability Skills that  
Prepare High Schoolers for  
the 21st Century Workforce".



### Strategy

Check out the strategy Book  
Snaps which helps students to  
understand *information use*.



### Social Media

@RealityworksInc  
@EdSystemsNIU



### Tech Tool

Go Noodle can be used across  
multiple content areas and  
grade levels. This is a great  
tool to use to find engaging  
materials that incorporate  
movement and learning.



### What do you think?

Which additional resource did  
you find the most meaningful?  
Let us know in our digital  
classroom!



Don't forget to INSPIRE  
others to subscribe!



REGIONAL OFFICE OF EDUCATION  
KANE COUNTY

Made Possible by the Kane County Regional Office of Education and Patricia Dal Santo  
www.KaneROE.org

## Some previous themes:

SEL, PBL, Inquiry, Questioning, Formative Assessments, CCR, plus many more!

## Some Previous Gifts:

Are there specific gifts you would like here?



REGIONAL OFFICE OF EDUCATION  
KANE COUNTY

## How do we create the monthly box?

- Choose a theme
- Create 8 activities
- Create branding elements
- Create the course in Canvas LMS
- Purchasing materials, supplies, and gifts
- Assemble the boxes
- Ship the boxes



# Included in your Self Care INSPIRE mini box!

- Spreading Kindness Strategy
- Let's Explore Further
- Calm Strip
- Kane ROE Tangle
- Encouragement Cards





Add some quotes from teachers about the impact

Add some quotes from teachers about the impact

Add some quotes from teachers about the impact

Who uses it?

Alternative  
Schools

Public  
Schools

Non-Public  
Schools





# Alternative Programs



Juvenile  
Detention  
Center

Non Public  
Schools and  
other



# Marketing and Communication



ROE-branded  
INSPIRE  
items

Social Media,  
Advertising,  
and Marketing





# COLOR PALETTES



REGIONAL OFFICE OF EDUCATION  
KANE COUNTY





## Facebook Post



Kane County Regional Office of Education

Published by Hootsuite  
November 9, 2021

What will #Inspire you?

Inspire: a professional learning subscription box delivered directly to your house. Each box contains curated resources and activities to be immediately implemented into every classroom.

Learn more here: <https://bit.ly/KaneINSPIRE>

Edit



1

Like

Comment

Share



REGIONAL OFFICE OF EDUCATION  
KANE COUNTY

## Website Page



## Newsletter



## Newsletter



Announcements and Reminders from the Professional Learning Department  
at the Kane County Regional Office of Education

## Early Career INSPIRE



Filled with activities, strategies, suggestions, resources, and fun surprises for you! The box is designed to support & inspire early career PreK-12 educators to learn, reflect and implement best practices into their classroom. A new box will come out quarterly in September, November, February, and April.

In addition to the prepared resources, materials, and gifts you can immediately implement into your classroom, you will also reflect on the ideas in the box and how you were inspired through our Canvas Learning Management System. You must complete 3 of the 6 activities in each box to receive 6 professional development hours. There is a one-month subscription option if you just want to try it out. There is also a quarterly subscription option that has all four boxes and up to 24 PD hours.

Register before September 1st (to receive the September box). You will have 8 weeks (once you receive your box) to complete the online components related to the box.

INSPIRE comes to you from the Kane County Regional Office of Education and was inspired by the Burlington Central Instructional Coaching Team... We can't wait to INSPIRE you!



Filled with activities, strategies, suggestions, resources, and fun surprises for you!

Click the buttons on right to register for Early Career INSPIRE!



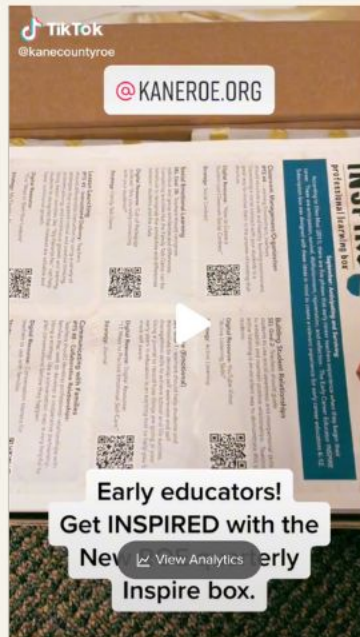




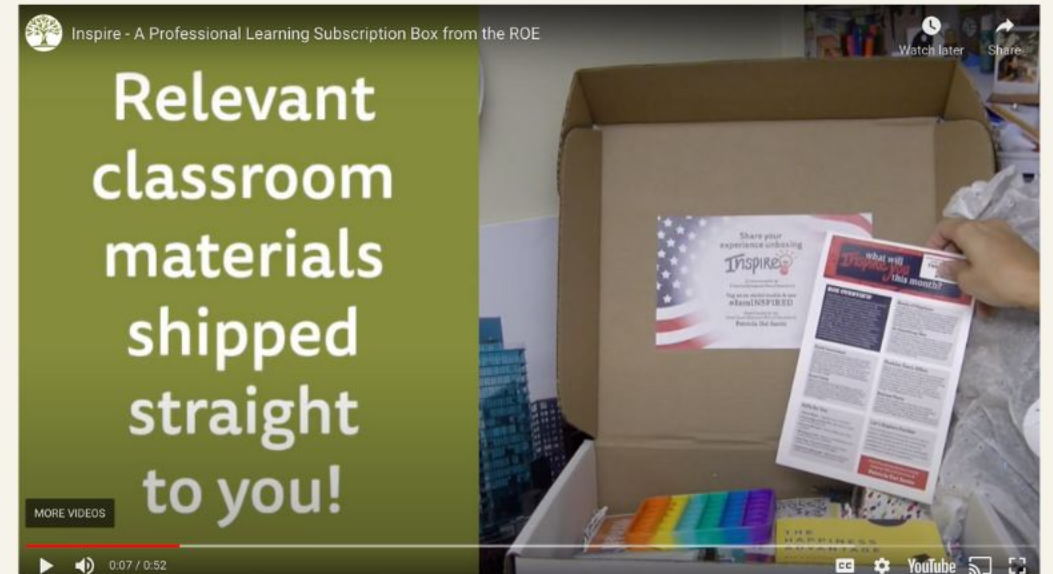
6/3 Spotlight



9/23 Spotlight



9/21  
TikTok  
Unboxing  
Video



YouTube Video

<https://www.youtube.com/watch?v=BWru7mJVjBM&t=7s>



REGIONAL OFFICE OF EDUCATION  
KANE COUNTY





**Inspire** 

others & share!

Share your unboxing experience!

Tag us on social media and use  
**#IamINSPIRED**

  
REGIONAL OFFICE OF EDUCATION  
KANE COUNTY

Made Possible by the Kane County  
Regional Office of Education and Patricia Dal Santo  
[www.KaneROE.org](http://www.KaneROE.org)



**Inspire** 

others & share!

Share your unboxing experience!

Tag us on social media and use  
**#IamINSPIRED**

  
REGIONAL OFFICE OF EDUCATION  
KANE COUNTY

Made Possible by the Kane County  
Regional Office of Education and Patricia Dal Santo  
[www.KaneROE.org](http://www.KaneROE.org)



**Inspire** 

others & share!

Share your unboxing experience!

Tag us on social media and use  
**#IamINSPIRED**

  
REGIONAL OFFICE OF EDUCATION  
KANE COUNTY

Made Possible by the Kane County  
Regional Office of Education and Patricia Dal Santo  
[www.KaneROE.org](http://www.KaneROE.org)



**Inspire** 

others & share!

Share your unboxing experience!

Tag us on social media and use  
**#IamINSPIRED**


    

  
REGIONAL OFFICE OF EDUCATION  
KANE COUNTY

Made Possible by the Kane County  
Regional Office of Education and Patricia Dal Santo  
[www.KaneROE.org](http://www.KaneROE.org)




# SPOTLIGHT OF THE WEEK



REGIONAL OFFICE OF EDUCATION  
KANE COUNTY




# TIKTOK



REGIONAL OFFICE OF EDUCATION  
KANE COUNTY



# SOCIAL MEDIA



REGIONAL OFFICE OF EDUCATION  
KANE COUNTY



# Professional Learning



Illinois  
Online  
Academy

Canvas  
LMS





# Inspire Options



[bit.ly/RoeINSPIRE](https://bit.ly/RoeINSPIRE)



REGIONAL OFFICE OF EDUCATION  
KANE COUNTY

[Back to Overview](#)

INSPIRE  
**BI-MONTHLY**  
Subscription Box

INSPIRE  
**ONE MONTH**  
Subscription Box

INSPIRE  
**QUARTERLY**  
Subscription Box

INSPIRE  
**MONTHLY**  
Subscription Box

INSPIRE  
**SEMIANNUALLY**  
Subscription Box

Early Career Educator  
**INSPIRE**  
ONE MONTH

Early Career Educator  
**INSPIRE**  
QUARTERLY





# Illinois Online Academy

Go to Canvas to Demo the gift box





Fill out our online  
survey using the  
QR code.



REGIONAL OFFICE OF EDUCATION  
KANE COUNTY



# Social Media Share?

Some combo of 31  
and 32 with no  
pictures



REGIONAL OFFICE OF EDUCATION  
KANE COUNTY





# Evaluation

Kane ROE | AESA

Form description

Image t...

REGIONAL OFFICE OF EDUCATION  
KANE COUNTY

The outcomes of this professional development were clearly identified as the knowledge and/or \*  
skills that I should gain as a result of my participation.

☐ Strongly Agree

☐ Agree

☐ Somewhat Agree

☐ Disagree

Overall, the presenter appeared to be knowledgeable of the content provided. \*

☐ Strongly Agree

☐ Agree

☐ Somewhat Agree

☐ Disagree



<https://bit.ly/kaneaesa>



REGIONAL OFFICE OF EDUCATION  
KANE COUNTY



@kanecountyroe



@KaneCountyROE



@kane-county-roe-il



@KaneCountyROE



@KaneCountyROE



@KaneCountyROE



REGIONAL OFFICE OF EDUCATION  
KANE COUNTY

# QUESTIONS?

Tag @kanecountyroe  
and @AESAnetwork  
with #aesaa22



**Pat  
Dal Santo**  
Regional  
Superintendent



**Dr. Deanna  
Oliver**  
Assistant  
Superintendent



**Phil  
Morris**  
Director of  
Operations and  
Technology



**Raven  
Szalkowski**  
Coordinator of  
Professional  
Learning



**Katie  
Algrim**  
Director of  
Innovative  
Professional  
Learning



@kanecountyroe



@KaneCountyROE



@kane-county-roe-il



@KaneCountyROE



@KaneCountyROE



@KaneCountyROE



REGIONAL OFFICE OF EDUCATION  
KANE COUNTY

# QUESTIONS?

Tag @kanecountyroe  
and @AESAnetwork  
with #aesaa22



**Pat  
Dal Santo**  
Regional  
Superintendent



**Dr. Deanna  
Oliver**  
Assistant  
Superintendent



**Phil  
Morris**  
Director of  
Operations and  
Technology



**Raven  
Szalkowski**  
Coordinator of  
Professional  
Learning



**Katie  
Algrim**  
Director of  
Innovative  
Professional  
Learning







**Box Overview**  
Social Emotional Learning is becoming a crucial component for classroom instruction. The SEL framework of standards contains the following sub-categories of self-management, self-awareness, social awareness, relationship skills, and responsible decision-making. Each of the activities in the July INSPIRE box address one of these facets of Social Emotional Learning that can be implemented into any classroom to help students to develop these skills.

**Self-Assessment in the Classroom**  
Integrating self-reflection into your lessons on a daily basis is a game-changer for building up a student's capacity for self-awareness.

**Communication Anchor Chart**  
Integrating self-reflection into your lessons on a daily basis is a game-changer for building up a student's capacity for self-awareness.

**Character Analysis and Good Decisions**  
Using literature, specifically a character analysis, to help students to learn from the decisions of others features responsible decision-making.

**Thoughts-Feelings Action Circle**  
The Thoughts-Feelings Action circle depicts how thoughts lead to feelings and feelings to actions, which lead once again to thoughts. This is an excellent strategy to provide to students to develop their self-awareness.

**Time Management Log**  
Using time management logs, students document how long they spend on specific tasks, assignments, or collaborative work. This strategy helps to nurture self-management.

**Social-Awareness Reflection**  
Reflecting on interactions with friends, family, and peers on a regular basis can make a significant impact on social-awareness.

**Let's Explore Further**  
This provides even more resources for you to explore related to building and maintaining relationships with students. It contains a podcast you can listen to in the car, additional strategies to follow on social media, and some tech tools to implement.



Made Possible by the Kane County Regional Office of Education and Patricia Del Santo  
www.KaneROE.org



Find additional resources to INSPIRE learning related to this month's box!

**Gifts for You**  
Mindfulness Game / Popcorn Mold / Color Change Cup / Candy / ROE Item

**Podcast**  
Listen to the podcast episode "The Art of SEL: Relationship Skills" with Jonathan Jurewicz to learn more about relationship skills.

**Social Media**  
@KaneROE on Facebook, @KaneROE on Twitter, @KaneROE on Instagram, @KaneROE on YouTube

**What do you think?**  
Which additional resource did you find the most meaningful? Let us know in our digital classroom!

**Video**  
Check out the video on responsible decision-making from Dr. Tournelle.

**Article**  
Read the article "Time for Teaching Realistic Optimism" by Gina Gungl-Myers.



Learn more about the components of this month's box focused on Applied Knowledge

**Box Overview**

We all want our students to be college and career ready. The seeds can be planted early and can be nurtured throughout all of the grade levels. A crucial component of being college and career ready is the employability skills framework, included in this framework are three subcategories. This topic will be split into three parts over January, March, and May. Part two is the idea of applied knowledge. Applied Knowledge consists of applied academic skills, critical thinking, reasoning, and decision making.

**Logical Fallacy Spotter**  
When listening to a justification, it can be difficult to know if the information provided is true. One idea that can help students is to understand and be able to spot logical fallacies. Being college and career ready is being able to use critical thinking and reasoning skills.

**Microlearning Burst**  
Sometimes a lesson or unit feels like it takes forever. Many times, it is beneficial for students to learn in microbursts which are easily understandable and quick bites of information. If students are able to consume information critically, they are more likely to be prepared for college and career. This strategy promotes critical thinking and applied academic skills.

**TAPE Strategy**  
Being college and career ready involves being a proficient writer. The TAPE Strategy (Topic, Audience, Purpose, and Examples) is a pre-writing strategy that helps students to plan and organize their work. This strategy is an applied academic writing skill.

**Let's Explore Further**

This provides even more resources for you to explore related to building and maintaining relationships with students. It contains a podcast you can listen to in the car, additional strategies to try, who to follow on social media, and some tech tools to implement!



Made Possible by the Kane County Regional Office of Education and Patricia Del Santo  
www.KaneROE.org



**Box Overview**  
Mental toughness is the key factor to how you respond to challenges in your life. It is not predetermined, you can develop and how this skill. Mental toughness is about being able to meet the demands of a productive and successful life. The beginning of the school year is a great time to begin to work on having your mental toughness because you have a fresh start. Being critical about aspects of your life is an important step. Mental toughness is made up of emotional resiliency, grit, patience and self control, optimism, stress management, and confidence.

**Mental Toughness Assessment**  
It is important to recognize where you have strengths and where there are opportunities for growth in regards to mental toughness. This allows you to pinpoint specific areas of focus in the categories of emotional resiliency, grit, patience and self control, optimism, stress management, and confidence.

**Check Yourself Before You Wreck Yourself**  
Burnout is the culmination of unchecked stress over a long period of time. It can be hard to see that it is happening until it is too late. Doing a check in with yourself on all aspects of your life can help you to spot issues and to cultivate grit.

**Knowing your Emotional Blind Spots**  
Just like with driving, kind of like with driving, you need a clear view of an emotional space in your life that we are not aware of or so-called blind spots. Working on these emotional resilience.

**Subtract Negativity**  
Negativity is contagious and has a detrimental effect on your life. Optimism takes considerably more effort, but the benefits of your mindset are worth the effort, to grow. Working on these emotional resilience.

**The Five-Second Rule**  
Impulse control can be a difficult skill to master. Using this strategy to help you control your mental muscles in public.



Made Possible by the Kane County Regional Office of Education and Patricia Del Santo  
www.KaneROE.org



Find additional resources to INSPIRE learning related to this month's box!

**Gifts for You**  
Shower Steamers \$19.99 / Hexagon Tangram Puzzle \$9.34 / Hand Lotion \$5.13 each / Popcorn \$ .44 Candy \$1 / \$5 Amazon gift card / Six Hats Cards / Kane ROE Item / \$40.90 per box value

**Podcast**  
Listen to the podcast episode "College and Career Prep" from the Modern Classroom Project Podcast.



**Article**  
Read the article "College and Career Readiness" by the Achieve Organization.



**Strategy**  
Socratic Seminar is a great strategy that focuses on applying academic concepts.



**Social Media**  
@KaneROE on Facebook, @KaneROE on Twitter, @KaneROE on Instagram, @KaneROE on YouTube



**Tech Tool**  
Check out the tech tool K12 Edu for resources on critical thinking.




**What do you think?**  
Which additional resource did you find the most meaningful? Let us know in our digital classroom!



Don't forget to INSPIRE others to subscribe!



Made Possible by the Kane County Regional Office of Education and Patricia Del Santo  
www.KaneROE.org



Find additional resources to INSPIRE learning related to this month's box!

**Gifts for You**  
Timer / "Grit for Kids" by Lee David / Kid-tag sticky notes / Motivation Art / Cable Holder

**Podcast**  
Listen to the podcast episode from The Epic Classroom on building confidence.



**Branching Out**  
Check out this episode of Branching Out on "Alternatives to 'I Don't Know'" to help students build patience and self control.



**Video**  
Watch this video from Angela Lee Duckworth on harnessing the power of grit.



**What do you think?**  
Which additional resource did you find the most meaningful? Let us know in our digital classroom!



**Follow the ROE On Social Media**



Don't forget to INSPIRE others to subscribe!

Made Possible by the Kane County Regional Office of Education and Patricia Del Santo  
www.KaneROE.org



REGIONAL OFFICE OF EDUCATION  
KANE COUNTY





## Box Overview

The September *INSPIRE* box focuses on student collaboration. It is important to incorporate collaboration activities in lessons because research shows that activities that are active, social, contextual, engaging, and student-owned lead to deeper learning. Some of the skills that are addressed through student collaboration are teamwork, thinking, communication, and taking initiative.

### Play-Doh Games

Sometimes teams need a little help to get to know each other so that they can function and collaborate in a genuine way. Using Play-Doh games is a great way to do quick team building activities in the early stages of forming teams that encourage *thinking and communication*.

### The Perfect Charm

Engaging students in meaningful dialogue can be difficult without a catalyst to begin the conversation. The Perfect Charm is a great tool to use with students for individual or group reflection that stimulates *communication*.

### Processing Postcards

Students often find it easier to talk about a picture than about themselves. Using postcards to give students a springboard to talk about a topic can help them to articulate things that they might not otherwise say within a team. This strategy can assist students in *teamwork, thinking, and communication*.



### Let's Explore Further

This provides even more resources for you to explore related to building and maintaining relationships with students. It contains a podcast, a video, an article, and an episode of Branching Out related to the topic!



Made Possible by the Kane County Regional Office of Education and Patricia Dal Santo  
www.KaneROE.org

### Paint Chip Strategy

Using a paint chip has many applications within the classroom from SEL, vocabulary, math, and more. Paint chips are gradient and can help students make the connection between the gradients in the colors and the levels or steps in a topic. This strategy gives teams a visual to boost *thinking*.

### Small Talk Buttons

At the conclusion of a team activity, sometimes it is difficult for students to debrief or reflect on what they learned. Using the small talk buttons is a quick and easy way to have students process new learning. This strategy helps students with *teamwork and thinking*.

### Pick a Quote, Any Quote

Students are not always ready to jump right into teamwork when they walk into the classroom. This strategy can help students to do some personal reflection before they start with their team about a motivational quote. Pick a Quote, Any Quote fosters *thinking and taking initiative*.



## Gifts for You

Portable Power Cube | Play-Doh | The Perfect Charm | Processing Postcards | Small Talk Buttons | Quotation Cards



### Podcast

Listen to the podcast episode from the Heinemann Podcast "Building a Collaborative Classroom with Nancy Steineke" which outlines ways to facilitate *teamwork and communication*.



### Branching Out

Check out this episode of Branching Out on the strategy Fortune Cookie to advance *communication and thinking*.



### Video

Watch this video on Student Collaborative Activities: Launch Your Classroom from Educational Partners International which provides strategies that promote *teamwork, thinking, communication, and taking initiative*.



### What do you think?

Which additional resource did you find the most meaningful? Let us know in our digital classroom!



## Follow the ROE On Social Media



### Article

Read the article Building a Culture of Classroom Collaboration by James Patterson to further *teamwork, communication, and taking initiative*.



Don't forget to INSPIRE others to subscribe!



Made Possible by the Kane County Regional Office of Education and Patricia Dal Santo  
www.KaneROE.org



REGIONAL OFFICE OF EDUCATION  
KANE COUNTY








[Back to Overview](#)



REGIONAL OFFICE OF EDUCATION  
KANE COUNTY









REGIONAL OFFICE OF EDUCATION  
KANE COUNTY





REGIONAL OFFICE OF EDUCATION  
KANE COUNTY






REGIONAL OFFICE OF EDUCATION  
KANE COUNTY







REGIONAL OFFICE OF EDUCATION  
KANE COUNTY





REGIONAL OFFICE OF EDUCATION  
KANE COUNTY





REGIONAL OFFICE OF EDUCATION  
KANE COUNTY







REGIONAL OFFICE OF EDUCATION  
KANE COUNTY

